TOWN OF MARLBORO

TREASURERS OFFICE

Q4 QUARTERLY REPORT

FUNDS/ASSETS						LIABILITIES		
WORKING FUNDS			RESTRICTED FUNDS			NAME	YEARLY PAYMENTS	MATURITY DATES
General Fund	$1,118,984.85		Capital Town Building Fund	$0.00		2023 Grader	$82,679.37	August 30, 2027
Equipment Account	$81,538.29		Capital Equipment Fund	$50,648.63		2014 Western Star	$15,316.44	July 30, 2027
Transfer Fund	$68,340.30		Carroll Family Cemetery Fund	$4,306.49		2022 Case Loader	$22,837.90	June 30, 2027
Federal Treasury Note	$1,000,000.00		Mary Hinkley Fund (CD)	$35,000.00		TOTAL	$120,833.71	
TOTAL	$2,268,863.44		Town House Preservation	$5,171.49				
			Cemetery Fund	$13,347.69				
			Cemetery CD Fund	$35,408.10				
			TOTAL	$143,882.40				
GRAND TOTAL ALL FUNDS			$4,537,726.88					

CASH FLOW SURPLUS/DEFICIT

2025	INCOME	EXPENSE	MONTHLY SURPLUS/DEFICIT	RUNNING BALANCE
DUE TO THE SCHOOL DISTRICT FY25			(480,862.00)	
JANUARY	34,550.41	157,197.24	(122,646.83)	(603,508.83)
FEBRUARY	70,307.12	164,445.22	(94,138.10)	(697,646.93)
MARCH	34,717.22	169,648.93	(134,931.71)	(832,578.64)
APRIL	606,094.77	692,950.20	(86,855.43)	(919,434.07)
MAY	167,128.04	159,809.35	7,318.69	(912,115.38)
JUNE	130,430.93	173,456.68	(43,025.75)	(955,141.13)
JULY	113,714.96	121,532.65	(7,817.69)	(962,958.82)
AUGUST	411,712.39	150,779.12	260,933.27	(702,025.55)
SEPTEMBER	572,058.47	2,594,382.70	(2,022,324.23)	(2,724,349.78)
OCTOBER	2,808,025.88	225,744.77	2,582,281.11	(142,068.67)
NOVEMBER	105,248.20	109,554.00	(4,305.80)	(146,374.47)
DECEMBER	35,334.88	245,198.68	(209,863.80)	(356,238.27)
DUE TO THE SCHOOL DISTRICT FY26			(1,691,149.28)	(2,047,387.55)
				TOTALS
	CASH FLOW DEFICIT			(2,047,387.55)
	WORKING FUNDS			2,268,863.44
	SURPLUS			221,475.89

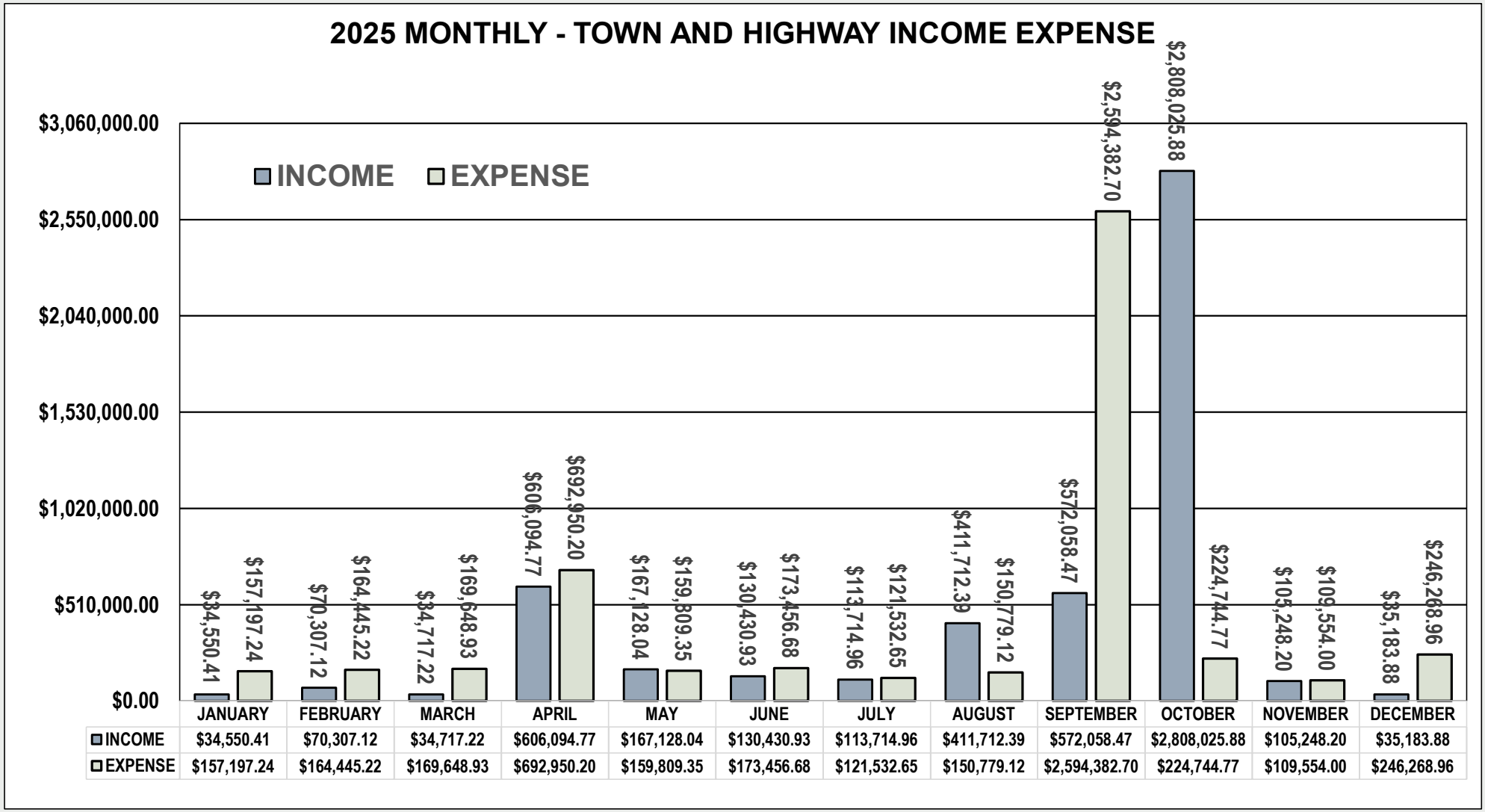

	JANUARY	FEBRUARY	MARCH	APRIL	MAY	JUNE	JULY	AUGUST	SEPTEMBER	OCTOBER	NOVEMBER	DECEMBER
INCOME	$34,550.41	$70,307.12	$34,717.22	$606,094.77	$167,128.04	$130,430.93	$113,714.96	$411,712.39	$572,058.47	$2,808,025.88	$105,248.20	$35,183.88
EXPENSE	$157,197.24	$164,445.22	$169,648.93	$692,950.20	$159,809.35	$173,456.68	$121,532.65	$150,779.12	$2,594,382.70	$224,744.77	$109,554.00	$246,268.96

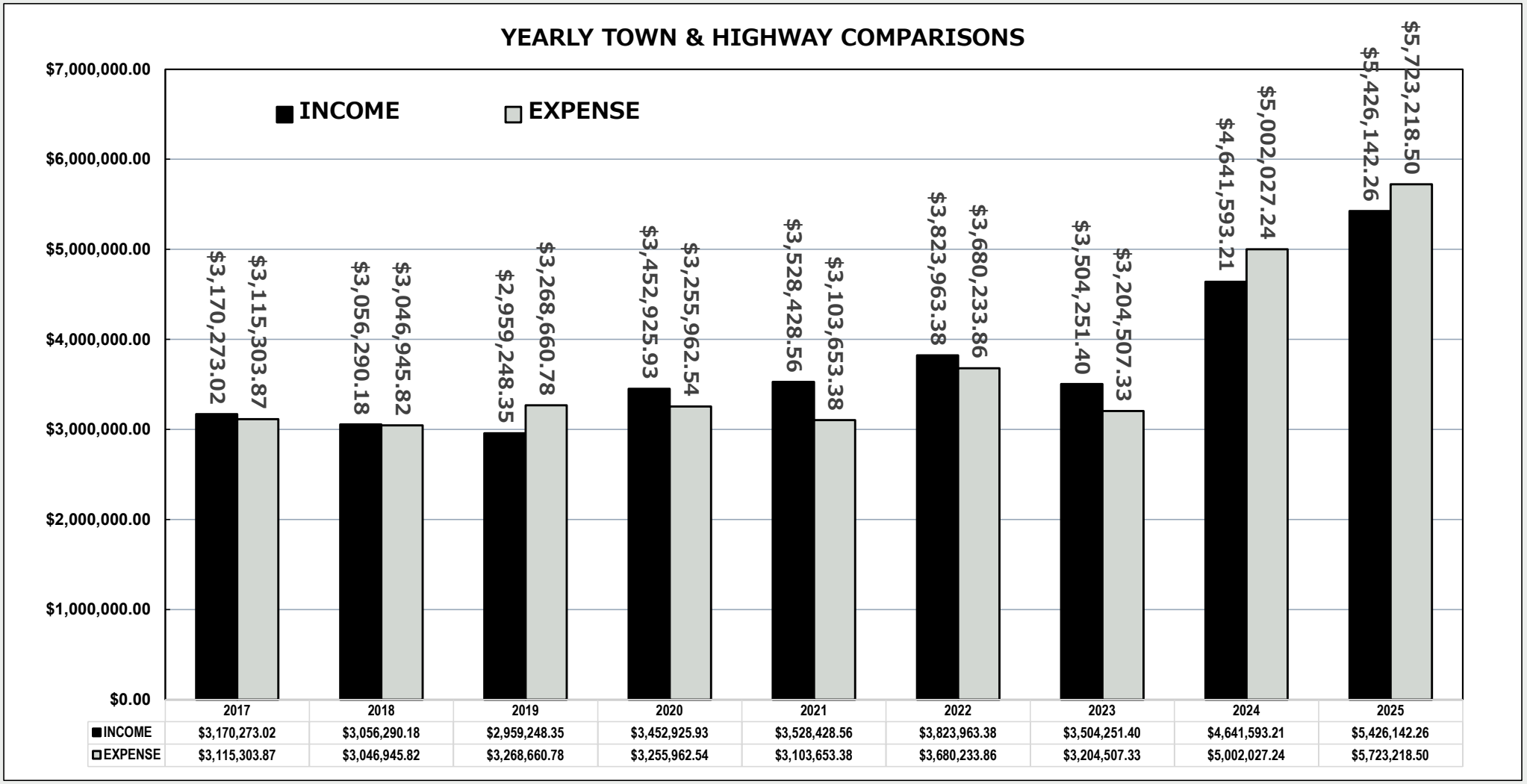

	2017	2018	2019	2020	2021	2022	2023	2024	2025
INCOME	$3,170,273.02	$3,056,290.18	$2,959,248.35	$3,452,925.93	$3,528,428.56	$3,823,963.38	$3,504,251.40	$4,641,593.21	$5,426,142.26
EXPENSE	$3,115,303.87	$3,046,945.82	$3,268,660.78	$3,255,962.54	$3,103,653.38	$3,680,233.86	$3,204,507.33	$5,002,027.24	$5,723,218.50

VMERS RECOVERY PLAN	YEAR(S)	FUNDS NEEDED	Effect on Tax Rate	*Taxes for $100,000 Property*	*Taxes for $150,000 Property*	*Taxes for $200,000 Property*	3 TAX BILL EXAMPLES BASED ON 2025 RATES			
							2025 MUNICIPAL TAX RATE W/VMERS INCREASE	1.4249	1.4250	1.4250
1 YEAR	2026	$ 261,919.39	0.1631	$ 163.07	$ 244.61	$ 326.14	PROPERTY VALUE	200,200.00	119,300.00	151,000.00
Total		$ 261,919.39	0.1631	$ 163.07	$ 244.61	$ 326.14	GRAND LIST VALUE	2,002.00	1,193.00	1,510.00
							NEW MUNICIPAL TAX AMOUNT	2,852.65	1,700.03	2,151.75
							2025 MUNICIPAL TAX AMOUNT	2,526.33	1,505.44	1,905.47
							INCREASE TO TAX BILL	326.32	194.59	246.28
1 YEAR	2026	$ 130,959.69	0.0815	$ 81.54	$ 122.30	$ 163.07				
2 YEAR	2027	$ 130,959.70	0.0815	$ 81.54	$ 122.30	$ 163.07				
Total		$ 261,919.39	0.1631	$ 163.08	$ 244.60	$ 326.14				
							2025 MUNICIPAL TAX RATE W/VMERS INCREASE	1.3163	1.3163	1.3163
1 YEAR	2026	$ 87,306.47	0.0544	$ 54.36	$ 81.54	$ 108.71	PROPERTY VALUE	200,200.00	119,300.00	151,000.00
2 YEAR	2027	$ 87,306.47	0.0544	$ 54.36	$ 81.54	$ 108.71	GRAND LIST VALUE	2,002.00	1,193.00	1,510.00
3 YEAR	2028	$ 87,306.45	0.0544	$ 54.36	$ 81.54	$ 108.71	NEW MUNICIPAL TAX AMOUNT	2,635.23	1,570.35	1,987.61
Total		$ 261,919.39	0.1631	$ 163.08	$ 244.62	$ 326.13	2025 MUNICIPAL TAX AMOUNT	2,526.33	1,505.44	1,905.47
							INCREASE TO TAX BILL	108.90	64.91	82.14
1 YEAR	2026	$ 65,479.85	0.0408	$ 40.77	$ 61.15	$ 81.54				
2 YEAR	2027	$ 65,479.85	0.0408	$ 40.77	$ 61.15	$ 81.54				
3 YEAR	2028	$ 65,479.85	0.0408	$ 40.77	$ 61.15	$ 81.54				
4 YEAR	2029	$ 65,479.84	0.0408	$ 40.77	$ 61.15	$ 81.54				
Total		$ 261,919.39	0.1631	$ 163.08	$ 244.60	$ 326.16				
							2025 MUNICIPAL TAX RATE W/VMERS INCREASE	1.2955	1.2955	1.2955
1 YEAR	2026	$ 52,383.88	0.0326	$ 32.61	$ 48.92	$ 65.23	PROPERTY VALUE	200,200.00	119,300.00	151,000.00
2 YEAR	2027	$ 52,383.88	0.0326	$ 32.61	$ 48.92	$ 65.23	GRAND LIST VALUE	2,002.00	1,193.00	1,510.00
3 YEAR	2028	$ 52,383.88	0.0326	$ 32.61	$ 48.92	$ 65.23	NEW MUNICIPAL TAX AMOUNT	2,593.59	1,545.53	1,956.21
4 YEAR	2029	$ 52,383.88	0.0326	$ 32.61	$ 48.92	$ 65.23	2025 MUNICIPAL TAX AMOUNT	2,526.33	1,505.44	1,905.47
4 YEAR	2030	$ 52,383.87	0.0326	$ 32.61	$ 48.92	$ 65.23				
Total		$ 261,919.39	0.1631	$ 163.05	$ 244.60	$ 326.15	INCREASE TO TAX BILL	67.26	40.09	50.74

YEARLY COMPARISONS EQUIPMENT ACCOUNT

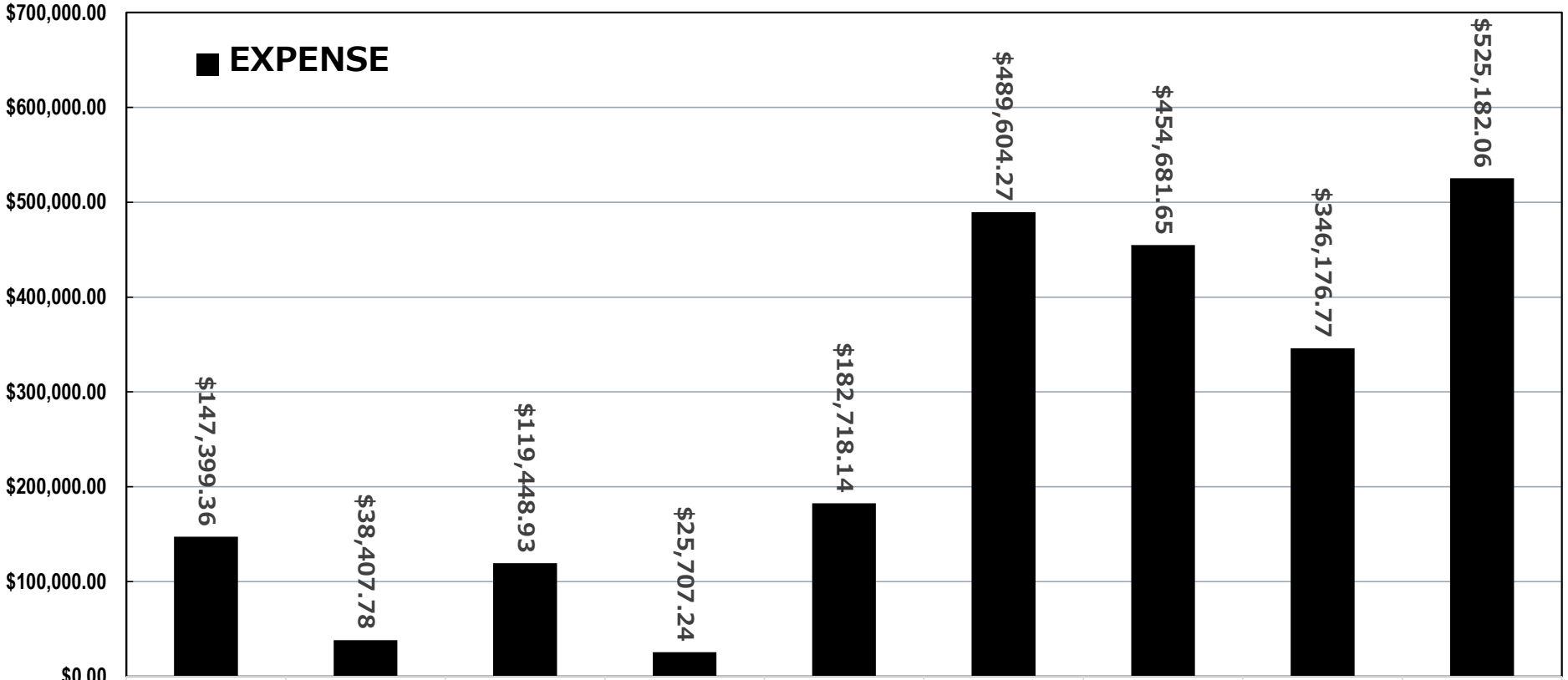

	2017	2018	2019	2020	2021	2022	2023	2024	2025
EXPENSE	$147,399.36	$38,407.78	$119,448.93	$25,707.24	$182,718.14	$489,604.27	$454,681.65	$346,176.77	$525,182.06